

Cruz Single NL5050

Die-Cast Aluminium Housing



GENERAL INFORMATION

Mounting Module	Bracket system
Operating Temperature	-40°C / +55°C -40°C / +70 (optional)
Storage Temperature	-40°C / +80°C
Glass Mounting Options	Capsule mounting system
LED Modules	Removable / Replaceable optical unit
Lens Options	COL 1550 (standard) Project-specific lens selection
Main Reference Company Standards	EN 62717, EN 62722-1, EN 62722-2-1, EN 12193-SPORTS LIGHTING, EN 60598-1, EN 60598-2-5, EN 62471, EN 60068-2-11, EN60068-2-52, ISO9227, ASTM B117, ASTM D3359-78, ISO 4628-2, ISO 4628-4, EN 60529, EN 62262, ANSIC136.10-2017, ANSIC136.2-2018, EN 62031, IEC 62384, ASTM D3359, EN ISO 2409, IES LM 80-15, IES LM 82-12, IES LM 84-14, IES LM 85-14, IES TM 21-11, LM 79-19, CE, RoHS, ISO9001, ISO14001, ISO18001, ISO5001, ISO45001, ISO39001, EAC, TURKAK

HOUSING AND MATERIALS


Housing	Non corrosive high pressure die-cast aluminium
Optic	PMMA or PC
Gasket	Silicon or polyurethane without junction points.
Housing Finish	UNI EN1706 powder painted
Refractor	Tempered glass min. 4mm high transparency UV resistant (optional)
Cable Gland	IP66, Plastic PC9, IP67 (optional), IP68 (optional)
Standard Colour	RAL7021 Metallic
Tightness Level	IP66, IP67 (optional), IP68 (optional)
Impact Housing Resistance	IK10 (20 J)
Impact Glass Resistance	IK08 (5 J), IK09 (optional) (10 J), IK10 (optional) (20 J)
Vibration Test	Compliant with modified IEC 68-2-6 (0.5G), ANSIC136.31 (3G-5G)

ELECTRICAL INFORMATION

Electrical Class	Class I, Class II (optional)
Nominal Voltage	220-240V 50 / 60 Hz EU 110-277V 50 / 60 Hz (optional) NORTH AMERICA
Led Current	350 mA, 500 mA, 700 mA, 925 mA, 1050 mA
LED Lamp Power	70W, 90W, 100W, 105W, 130W, 135W, 140W, 150W, 180W, 190W, 215W, 230W, 270W, 285W, 320W, 350W, 400W
Power Factor	≥0.9 (at full load)
Driver	Constant current, thermal protected, voltage regulated, harmonic filter protection
Surge protection options (kV)	6 Kv (standard) 10 kV (optional) with LED signal and thermo fuse to disconnect load at the end of life 20 kV (optional) with LED signal and thermo fuse to disconnect load at the end of life
Control system	on-off (standard), Bluetooth, DALI, 1-10V DIM, stand alone automation
Socket	NEMA 4-pin (ZHAGA book 18) (optional) NEMA 5-pin (ANSI C136.41) (optional) NEMA 7-pin (ANSI C136.41) (optional)
Sensor	PIR (optional), Photocell (optional), Daylight (optional)
Mains connection	For cable max section 2.5 mm ² Outgoing cable H05RN-F 2/3/5 x 1.5 mm ² Length on request.(optional)
Electromagnetic compatibility (EMC)	IEC 61000, EN 55015, IEC 61000-3-2, IEC 61000-4-5, IEC 61547, IEC 61000-3-3, IEC 61000-4-2, IEC 61000-2-2, IEC 61000-4-11, IEC 61643-11

OPTICAL INFORMATION

Led colour temperature	2700K (warm white), 3000K (warm white), 4000K (neutral white) (standard), 5000K (cool white), 5700K (cool white), 6500K (cool white), Other (amber, blue, green, red)
Colour rendering index (CRI)	CRI ≥70, CRI ≥80 (optional), CRI ≥90 (optional)
Upward light output ratio	0%
Photobiological safety class	IEC 62471, EN 62778 EXEMPT GROUP
Testing standard	LM 79-19, EN 13032-1 (all measurements in ISO17025 accredited laboratory)
Lifetime of the LEDs	Tq= 25 °, 700 Ma 187.000h - L90B10 Tq= 55 °, 700 Ma 156.000h - L90B10



www.noral.de
noral@noral.de

+49 4025 467 12 32

Cruz Single NL5050

Die-Cast Aluminium Housing

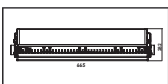
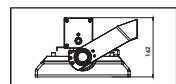


Number of Power LED's / Rating / Current	Luminaire Output Flux (lm)		W (mm)	L (mm)	h (mm)	Item / Box	Average Weight (kg)	Order Code	System Lumen / W (lm)	
	max.	min.							max.	min.
64 / 70W - 350 mA	10500	8050	665	280	157,5	1	13.00	N5050-LED6400070NW-ECG	150	115
64 / 100W - 500 mA	15000	11500	665	280	157,5	1	13.00	N5050-LED6400100NW-ECG	150	115
64 / 140W - 700 mA	21000	16100	665	280	157,5	1	13.00	N5050-LED6400140NW-ECG	150	115
64 / 190W - 925 mA	28500	21850	665	280	157,5	1	13.00	N5050-LED6400190NW-ECG	150	115
64 / 215W - 1050 mA	32250	24725	665	280	157,5	1	13.00	N5050-LED6400215NW-ECG	150	115
80 / 90W - 350 mA	13500	10350	665	280	157,5	1	13.00	N5050-LED8000090NW-ECG	150	115
80 / 130W - 500 mA	19500	14950	665	280	157,5	1	13.00	N5050-LED8000130NW-ECG	150	115
80 / 180W - 700 mA	27000	20700	665	280	157,5	1	13.00	N5050-LED8000180NW-ECG	150	115
80 / 230W - 925 mA	34500	26450	665	280	157,5	1	13.00	N5050-LED8000230NW-ECG	150	115
80 / 270W - 1050 mA	40500	31050	665	280	157,5	1	13.00	N5050-LED8000270NW-ECG	150	115
96 / 105W - 350 mA	15750	12075	665	280	157,5	1	13.00	N5050-LED9600105NW-ECG	150	115
96 / 150W - 500 mA	22500	17250	665	280	157,5	1	13.00	N5050-LED9600150NW-ECG	150	115
96 / 215W - 700 mA	32250	24725	665	280	157,5	1	13.00	N5050-LED9600215NW-ECG	150	115
96 / 285W - 925 mA	42750	32775	665	280	157,5	1	13.00	N5050-LED9600285NW-ECG	150	115
96 / 320W - 1050 mA	48000	36800	665	280	157,5	1	13.00	N5050-LED9600320NW-ECG	150	115
120 / 135W - 350 mA	20250	15525	665	280	157,5	1	13.00	N5050-LED1200135NW-ECG	150	115
120 / 190W - 500 mA	28500	21850	665	280	157,5	1	13.00	N5050-LED1200190NW-ECG	150	115
120 / 270W - 700 mA	40500	31050	665	280	157,5	1	13.00	N5050-LED1200270NW-ECG	150	115
120 / 350W - 925 mA	52500	40250	665	280	157,5	1	13.00	N5050-LED1200350NW-ECG	150	115
120 / 400W - 1050 mA	60000	46000	665	280	157,5	1	13.00	N5050-LED1200400NW-ECG	150	115

Main Applications



Depending on the luminaire configuration. For more details, please contact us. Tolerance on LED flux is +/-7% and on total luminaire power +/- 5%.



www.noral.de
noral@noral.de
 +49 4025 467 12 32

Noral GmbH reserve the right to modify design and/or production characteristics of their products. photographs and data used in this catalogue are for illustrative purposes are not binding on the company.

The copying or reproduction, in part or in full, of any descriptions, technical data drawings or photographs shown in this catalogue is expressly forbidden.

