



# Master NL2095

## Die-Cast Aluminium Housing



### GENERAL INFORMATION

Mounting Module	Post top or side entry from 25-45Ø Post top or side entry from 42- 60Ø Post top or side entry from 60-76Ø (optional) Spigot entry 100mm
Mounting Module Tilt Angles	Post top/side entry 0, +-5,+ -10, +-15
Operating Temperature	-40°C / +55°C
Storage Temperature	-40°C / +80°C
Glass Mounting Options	Capsule mounting system Tool-free clips system (optional)
LED Modules	Removable / Replaceable optical unit
Lens Options	COL 1030 (standard) Project-specific lens selection
Main Reference	EN 62777, EN 62772-1, EN 62722-2-1, EN 60598-1, EN 60598-2-3, EN 62471, EN 60068-2-11, EN60068-2-52, ISO9227, ASTM B117, ASTM D3359-78, ISO 4628-2, ISO 4628-4, EN 60529, EN 62262, ANSI C136.10-2017, ANSI C136.2-2018, EN 62031, IEC 62384, ASTM D3359, EN ISO 2409, IES LM 80-15, IES LM 82-12, IES LM 84-14, IES LM 85-14, LM 79-19, IES TM 21-11, CE, RoHS, ISO9001, ISO14001, ISO18001, ISO5001, ISO45001, ISO39001, EAC, TURKAK
Company Standards	

### HOUSING AND MATERIALS



Housing	Non corrosive high pressure die-cast aluminium
Optic	PMMA or PC
Gasket	Silicon or polyurethane without junction points.
Housing Finish	UNI EN1706 powder painted
Refractor	Tempered glass min. 4mm high transparency UV resistant (optional)
Cable Gland	IP66, Plastic M20X1,5, IP67 (optional), IP68 (optional)
Standard Colour	RAL7021 Metallic
Tightness Level	IP66, IP67 (optional), IP68 (optional)
Impact Housing Resistance	IK10 (20 J)
Impact Glass Resistance	IK08 (5 J), IK09 (optional) (10 J), IK10 (optional) (20 J)
Vibration Test	Compliant with modified IEC 68-2-6 (0.5G), ANSI C136.31 (3G-5G)

### ELECTRICAL INFORMATION

Electrical Class	Class I, Class II (optional)
Nominal Voltage	220-240V 50 / 60 Hz EU 110-277V 50 / 60 Hz (optional) NORTH AMERICA
Led Current	350 mA, 500 mA, 700 mA, 925 mA, 1050 mA
Power Factor	≥0.9 (at full load)
Driver	Constant current, thermal protected, voltage regulated, harmonic filter protection
Surge protection options (kV)	6 kV (standard) 10 kV (optional) with LED signal and thermo fuse to disconnect load at the end of life 20 kV (optional) with LED signal and thermo fuse to disconnect load at the end of life
Control system	on-off (standard), Bluetooth, DALI, 1-10V DIM, stand alone automation
Socket	NEMA 4-pin (ZHAGA book 18) (optional) NEMA 5-pin (ANSI C136.41) (optional) NEMA 7-pin (ANSI C136.41) (optional)
Sensor	PIR (optional), Photocell (optional), Daylight (optional)
Mains connection	For cable max section 2,5 mm2 Outgoing cable H05RN-F 2/3/5 x 1,5 mm2 Length on request.(optional)
Electromagnetic compatibility (EMC)	IEC 61000, EN 55015, IEC 61000-3-2, IEC 61000-4-5, IEC 61547, IEC 61000-3-3, IEC 61000-4-2, IEC 61000-2-2, IEC 61000-4-11, IEC 61643-11

### OPTICAL INFORMATION

Led colour temperature	2700K (warm white), 3000K (warm white), 4000K (neutral white) (standard), 5000K (cool white), 5700K (cool white), 6500K (cool white), Other (amber, blue, green, red)
Colour rendering index (CRI)	CRI ≥70, CRI ≥80 (optional), CRI ≥90 (optional)
Upward light output ratio	0%
Photobiological safety class	IEC 62471, EN 62778 EXEMPT GROUP
Testing standard	LM 79-19, EN 13032-1 (all measurements in ISO17025 accredited laboratory)
Lifetime of the LED's	Tq= 25 °, 700 Ma 187.000h - L90B10 Tq= 55 °, 700 Ma 156.000h - L90B10



[www.noral.de](http://www.noral.de)  
[noral@noral.de](mailto:noral@noral.de)

+49 4025 467 12 32

# Master NL2095

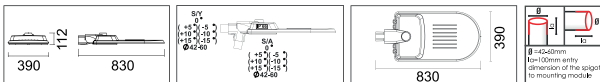

## Die-Cast Aluminium Housing



Number of Power LED's / Rating / Current	Luminaire Output Flux (lm)		W (mm)	L (mm)	h (mm)	Item / Box	Average Weight (kg)	Order Code	System Lumen / W (lm)	
	max.	min.							max.	min.
64 / 70W - 350 mA	10500	8050	390	830	112	1	11.00	N2095-LED0070NW-ECG	150	115
64 / 100W - 500 mA	15000	11500	390	830	112	1	11.00	N2095-LED0100NW-ECG	150	115
64 / 140W - 700 mA	21000	16100	390	830	112	1	11.00	N2095-LED0140NW-ECG	150	115
64 / 190W - 925 mA	28500	21850	390	830	112	1	11.00	N2095-LED0190NW-ECG	150	115
64 / 215W - 1050 mA	32250	24725	390	830	112	1	11.00	N2095-LED0215NW-ECG	150	115
128 / 145W - 350 mA	21750	16675	390	830	112	1	11.00	N2095-LED2145NW-ECG	150	115
128 / 205W - 500 mA	30750	23575	390	830	112	1	11.00	N2095-LED2205NW-ECG	150	115
128 / 290W - 700 mA	43500	33350	390	830	112	1	11.00	N2095-LED2290NW-ECG	150	115

Depending on the luminaire configuration. For more details, please contact us.  
Tolerance on LED flux is +/-7% and on total luminaire power +/- 5%.

### Main Applications



[www.noral.de](http://www.noral.de)  
[noral@noral.de](mailto:noral@noral.de)

+49 4025 467 12 32

Noral GmbH reserve the right to modify design and/or production characteristics of their products, photographs and data used in this catalogue are for illustrative purposes are not binding on the company.

The copying or reproduction, in part or in full, of any descriptions, technical data drawings or photographs shown in this catalogue is expressly forbidden.



IoT